

5-2008

Effects of Shading on Post-fire Seedlings of Laurel Sumac (*Malosma laurina*) in the Santa Monica Mountains

Anastasia N. Fry
Pepperdine University

Jennifer A. Sledge
Pepperdine University

Drew A. Almodovar
Pepperdine University

Follow this and additional works at: <https://digitalcommons.pepperdine.edu/sturesearch>

 Part of the [Plant Biology Commons](#)

Recommended Citation

Fry, Anastasia N.; Sledge, Jennifer A.; and Almodovar, Drew A., "Effects of Shading on Post-fire Seedlings of Laurel Sumac (*Malosma laurina*) in the Santa Monica Mountains" (2008). Pepperdine University, *Featured Research*. Paper 5.
<https://digitalcommons.pepperdine.edu/sturesearch/5>

This Article is brought to you for free and open access by the Undergraduate Student Research at Pepperdine Digital Commons. It has been accepted for inclusion in Featured Research by an authorized administrator of Pepperdine Digital Commons. For more information, please contact bailey.berry@pepperdine.edu.


Effects of Shading on Post-fire Seedlings of Laurel Sumac (*Malosma laurina*) in the Santa Monica Mountains

Anastasia N. Fry, Jennifer A. Sledge, Drew A. Almodovar
Pepperdine University, Malibu, CA 90263


Abstract

The interactions between post-fire plants is crucial directly after fire. A recent fire on Pepperdine campus allowed for a study to be performed on these interactions. The dominant chaparral plant, *Malosma laurina*, laurel sumac, both re-sprouts and grows from seeds after fire. *Marah Macrocarpus*, wild cucumber, grows rapidly after rain following a fire. Some *M. laurina* seedlings end up under the *M. Macrocarpus* yet survive. This study aimed to find differences between those seedlings interacting with *M. Macrocarpus* and those that are not. Three groups of specimen were used. One control group grew in the sun, one control group in the shade of *M. Macrocarpus*, and one experimental group that began growing in the shade but was then exposed to sunlight when the wild cucumber was removed.

The data showed that none of the groups had a significant difference in growth rate but did show a significant difference in height. The light levels varied across all groups except the experimental and control shade groups. Although there were significant differences in stomatal conductance between the experimental and control groups, there was no significant difference when conditions for the experimental was changed, nor was there a significant difference between the two control groups.




Experimental seedlings: some of the seedlings directly after the wild cucumber was cut back. Each experimental group was made of six seedlings in two different sites.



Study Site: Our site was located on the Pepperdine Campus in Malibu California in the Santa Monica Mountains. A fire swept through this area a few months previous.



M. Laurina seedlings: three specimens located under the shade of *M. macrocarpus*



M. laurina and M. macrocarpus: the *M. laurina* re-sprouts are larger and can grow above the *M. macrocarpus*

Conclusions

Conductance:

- No significant difference between the experimental group before and after conditions changed
- No significant difference between control groups (Sun and Shade)
- Significant difference between experimental groups and controls

Light Levels

- All groups were significantly different except for the experimental and control shade

Growth Rate:

- No significant difference between any group

Absolute Height:

- Significant differences between all groups except for both experimental and the control shade.

Materials and Methods

We set up our experiment with three groups of seedlings: the experimental group, the sun control group, and the shade group. Both the experimental and shade control groups were in areas covered with wild cucumber, while the sun control group was away from any large plants that would provide significant shade. Each group was divided into two locations with three seedlings in each location.

We measured the seedlings' height, from the soil to the tip of the shoot, stomatal conductance, gs, the rate at which the plants are respiring which correlates with photosynthetic activity, and the available PAR, Photosynthetically Active Radiation. We used a small ruler to measure the height, a POROMETER NAME HERE, which measures the water vapor given off by the leaf clamped into the instrument head as the leaf gives off water vapor which raises the humidity inside the chamber. We measured PAR using an LI-80 Sunflect Ceptometer. This instrument measures the photons which hit the sensor per area of sensor used. We took one PAR measurement for the sun control group because each of the three seedlings in each group was in full sun with no shade to cause differentiation. We measured the PAR three times for the experimental and shade control groups because the varying levels of shade for each seedling in the group caused by the irregularity of the wild cucumber growth. We took the average of these three measurements for the PAR of the group.

After two weeks of taking measurements of the seedlings in their original environment we cut back the wild cucumber around the experimental groups to simulate the wild cucumber dying back and began to take the same measurements as previously in order to determine the seedlings response to this sudden exposure to higher levels of sunlight. We maintained the same methods of measurement for all groups.



Marah macrocarpus: the fruits of a *M. Macrocarpus* are very distinctive

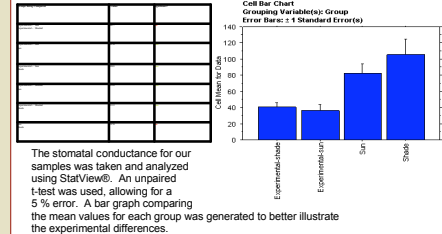
Introduction

Chaparral is a type of vegetation characterized by evergreen sclerophyllous shrubs. They are found in Mediterranean climates, which have mild winters, dry summers, and frequent wild fires. These fires, lead to the destruction of old existing chaparral, and emergence of a new generation of plant life and post-fire endemics (Conard). Lately Southern California has seen an increase in the fire frequency, most caused by humans (Keelley).

Two species of plant that exist in the Santa Monica Mountains, include *Malosma laurina* and *Marah Macrocarpus*. *M. laurina*, Laurel Sumac, is a dominant type of chaparral vegetation that is a facultative sprouter, meaning that it forms re-sprouts from a root crown and also produces seedlings after a fire (Davis 86). Previous studies have shown that these post-fire seedlings have about a 0.1% survival rate (Davis 88). *M. macrocarpus*, Wild Cucumber, is a trailing vine with a huge fleshy root, and distinctive bright green prickly fruits. It is one of the first plants to appear after a fire due to its extremely large root. *M. macrocarpus* first appears when it rains after a fire, and then dies back as the summer months approach (Dale).

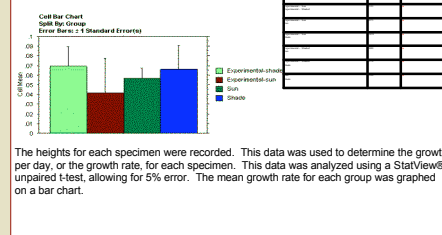
We undertook this study to determine the effect that one plant species could have on the survivorship and physiological traits of another, in a post-fire chaparral environment. We chose *Marah macrocarpus* and *Malosma laurina* for their relative abundance and the observation of what appeared to be a relationship between the two species. We noticed *M. laurina* seedlings growing underneath the shady outgrowth of the *M. macrocarpus*. We hypothesized that these seedlings would grow taller, due to their need to obtain sunlight, and that they would have lower rates of photosynthesis, compared to seedlings that were out in the open. As the *M. macrocarpus* died back and the protected seedlings were exposed to light we predicted that growth

Stomatal Conductance



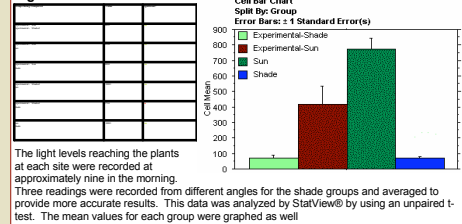
The stomatal conductances for our samples was taken and analyzed using StatView®. An unpaired t-test was used, allowing for a 5% error. A bar graph comparing the mean values for each group was generated to better illustrate the experimental differences.

Growth Rate



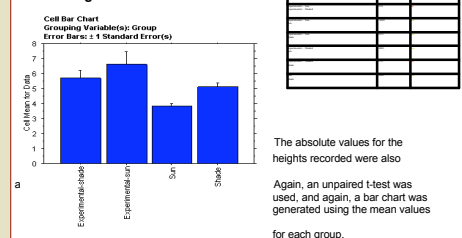
The heights for each specimen were recorded. This data was used to determine the growth per day, or the growth rate, for each specimen. This data was analyzed using a StatView® unpaired t-test, allowing for 5% error. The mean growth rate for each group was graphed on a bar chart.

Light Levels



The light levels reaching the plants at each site were recorded at approximately nine in the morning. Three readings were recorded from different angles for the shade groups and averaged to provide more accurate results. This data was analyzed by StatView® by using an unpaired t-test. The mean values for each group were graphed as well.

Overall Height



The absolute values for the heights recorded were also used, and again, an unpaired t-test was used, and again, a bar chart was generated using the mean values for each group.

Literature Cited

- Conard, S. G., Regelbrugge, J. C. (1994). On Estimating Fuel Characteristics in California Chaparral. *Proceedings of the 12th Conference on Fire and Forest Meteorology*, 120-129. http://www.fs.fed.us/psw/publications/4403/On_Estimating.pdf
- Davis, S. D., DeSouza, J., Silka, P. A. (1986). Comparative physiology of burned and unburned *Rhus laurina* after chaparral wildfire. *Oecologia*, 71, 63-68.
- Davis, S. D., Frazier, J.D. (1988). Differential survival of chaparral seedlings during the first summer drought after wildfire. *Oecologia*, 76, 215-221.

Acknowledgements

We would like to thank Pepperdine University for providing both the equipment and the study site. We would also like to thank Dr. Davis for the abilities and advice he gave us to do this project.



Effects of Shading on Post-fire Seedlings of Laurel Sumac (*Malosma laurina*) in the Santa Monica Mountains

Anastasia N. Fry, Jennifer A. Sledge, Drew A. Almodovar
Pepperdine University, Malibu, CA 90263

Abstract

The interactions between post-fire plants is crucial directly after fire. A recent fire on Pepperdine campus allowed for a study to be performed on these interactions. The dominant chaparral plant, *Malosma laurina*, laural sumac, both re-sprouts and grows from seeds after fire. *Marah Macrocarpus*, wild cucumber, grows rapidly after rain following a fire. Some *M. laurina* seedlings end up under the *M. Macrocarpus* yet survive. This study aimed to find differences between those seedlings interacting with *M. Macrocarpus* and those that are not. Three groups of specimen were used. One control group grew in the sun, one control group in the shade of *M. Macrocarpus*, and one experimental group that began growing in the shade but was then exposed to sunlight when the wild cucumber was removed.

The data showed that none of the groups had a significant difference in growth rate but did show a significant difference in height. The light levels varied across all groups except the experimental and control shade groups. Although there were significant differences in stomatal conductance between the experimental and control groups, there was no significant difference when conditions for the experimental was changed, nor was there a significant difference between the two control groups.

Materials and Methods

We set up our experiment with three groups of seedlings: the experimental group, the sun control group, and the shade group. Both the experimental and shade control groups were in areas covered with wild cucumber, while the sun control group was away from any large plants that would provide significant shade. Each group was divided into two locations with three seedlings in each location.

We measured the seedlings': height, from the soil to the tip of the shoot, stomatal conductance, gs, the rate at which the plants are respiring which correlates with photosynthetic activity, and the available PAR, Photosynthetically Active Radiation. We used a small ruler to measure the height, a POROMETER NAME HERE, which measures the water vapor given off by the leaf clamped into the instrument head as the leaf gives off water vapor which raises the humidity inside the chamber. We measured PAR using an LI-80 Sunflect Ceptometer. This instrument measures the photons which hit the sensor per area of sensor used. We took one PAR measurement for the sun control group because each of the three seedlings in each group was in full sun with no shade to cause differentiation. We measured the PAR three times for the experimental and shade control groups because the varying levels of shade for each seedling in the group caused by the irregularity of the wild cucumber growth. We took the average of these three measurements for the PAR of the group.

After two weeks of taking measurements of the seedlings in their original environment we cut back the wild cucumber around the experimental groups to simulate the wild cucumber dying back and began to take the same measurements as previously in order to determine the seedlings response to this sudden exposure to higher levels of sunlight. We maintained the same methods of measurement for all groups.




Experimental seedlings: some of the seedlings directly after the wild cucumber was cut back. Each experimental group was made of six seedlings in two different sites.

Effects of Shading on Post-fire Seedlings of Laurel Sumac (*Malosma laurina*) in the Santa Monica Mountains

Anastasia N. Fry, Jennifer A. Sledge, Drew A. Almodovar
Pepperdine University, Malibu, CA 90263



Study Site: Our site was located on the Pepperdine Campus in Malibu California in the Santa Monica Mountains. A fire swept through this area a few months previous.



M. laurina and *M. macrocarpus* : the *M. laurina* resprouts are larger and can grow above the the *M. macrocarpus*



***M. Laurina* seedlings:** three specimens located under the shade of *M. macrocarpus*



***Marah macrocarpus*:** the fruits of a *M. Macrocarpus* are very distinctive

Conclusions

Conductance:

- No significant difference between the experimental group before and after conditions changed
- No significant difference between control groups (Sun and Shade)
- Significant difference between experimental groups and controls

Light Levels

- All groups were significantly different except for the experimental and control shade

Growth Rate:

- No significant difference between any group

Absolute Height:

- Significant differences between all groups except for both experimental and the control shade.

Effects of Shading on Post-fire Seedlings of Laurel Sumac (*Malosma laurina*) in the Santa Monica Mountains

Anastasia N. Fry, Jennifer A. Sledge, Drew A. Almodovar
Pepperdine University, Malibu, CA 90263

Introduction

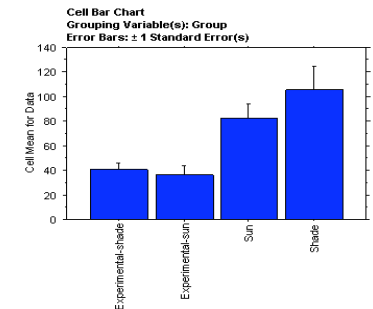
Chaparral is a type of vegetation characterized by evergreen sclerophyllous shrubs. They are found in Mediterranean climates, which have mild winters, dry summers, and frequent wild fires. These fires, lead to the destruction of old existing chaparral, and emergence of a new generation of plant life and post-fire endemics (Conard). Lately Southern California has seen an increase in the fire frequency, most caused by humans (Keeley).

Two species of plant that exist in the Santa Monica Mountains, include *Malosma laurina* and *Marah Macrocarpus*. *M. laurina*, Laurel Sumac, is a dominant type of chaparral vegetation that is a facultative sprouter, meaning that it forms resprouts from a root crown and also produces seedlings after a fire (Davis 86). Previous studies have shown that these post- fire seedlings have about a 0.1% survival rate (Davis 88). *M. macrocarpus*, Wild Cucumber, is a trailing vine with a huge fleshy root, and distinctive bright green prickly fruits. It is one of the first plants to appear after a fire due to its extremely large root. *M. macrocarpus* first appears when it rains after a fire, and then dies back as the summer months approach (Dale).

We undertook this study to determine the effect that one plant species could have on the survivorship and physiological traits of another, in a post- fire chaparral environment. We chose *Marah macrocarpus* and *Melosma laurina* for their relative abundance and the observation of what appeared to be a relationship between the two species. We noticed *M. Lauraina seedlings* growing underneath the shady outgrowth of the *M. macrocarpus*. We hypothesized that these seedlings would grow taller, due to their need to obtain sunlight, and that they would have lower rates of photosynthesis, compared to seedlings that were out in the open. As the *M. macrocarpus* died back and the protected seedlings were exposed to light we predicted that growth would slow and photosynthetic rates would increase due to increased light availability.

Stomatal Conductance

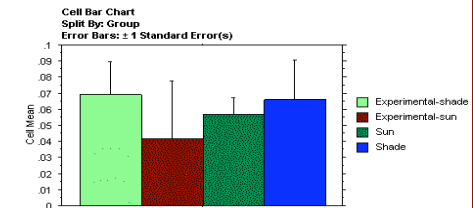
Group	Mean	Standard Error
Experimental-shade		
Experimental-sun		
Sun		
Shade		



The stomatal conductance for our samples was taken and analyzed using StatView®. An unpaired t-test was used, allowing for a 5 % error. A bar graph comparing the mean values for each group was generated to better illustrate the experimental differences.

Growth Rate

Group	Mean	Standard Error
Experimental-shade		
Experimental-sun		
Sun		
Shade		

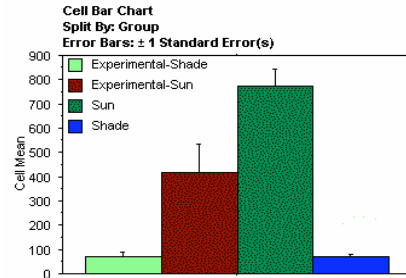


The heights for each specimen were recorded. This data was used to determine the growth per day, or the growth rate, for each specimen. This data was analyzed using a StatView® unpaired t-test, allowing for 5% error. The mean growth rate for each group was graphed on a bar chart.

Effects of Shading on Post-fire Seedlings of Laurel Sumac (*Malosma laurina*) in the Santa Monica Mountains

Anastasia N. Fry, Jennifer A. Sledge, Drew A. Almodovar
Pepperdine University, Malibu, CA 90263

Light Levels



The light levels reaching the plants at each site were recorded at approximately nine in the morning. Three readings were recorded from different angles for the shade groups and averaged to provide more accurate results. This data was analyzed by StatView® by using an unpaired t-test. The mean values for each group were graphed as well.

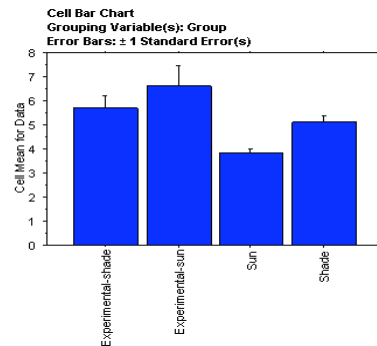
Literature Cited

Conard, S. G., Regelbrugge, J. C. (1994). On Estimating Fuel Characteristics in California Chaparral. *Proceedings of the 12th Conference on Fire and Forest Meteorology*, 120-129. http://www.fs.fed.us/psw/publications/4403/On_Estimating.pdf

Davis, S. D., DeSouza, J., Silka, P. A. (1986). Comparative physiology of burned and unburned *Rhus laurina* after chaparral wildfire. *Oecologia*, 71, 63-68.

Davis, S. D., Frazer, J.D. (1988). Differential survival of chaparral seedlings during the first summer drought after wildfire. *Oecologia*, 76, 215-221.

Overall Height



The absolute values for the heights recorded were also analyzed using StatView®. Again, an unpaired t-test was used, and again, a bar chart was generated using the mean values for each group.

Acknowledgements

We would like to thank Pepperdine University for providing both the equipment and the study site. We would also like to thank Dr. Davis for the abilities and advice he gave us to do this project.

